




# GROUP PLANNING GUIDE 2023



museum of  
**science+industry**  
chicago






## About MSI

The Museum of Science and Industry—one of the largest science museums in the world—is home to more than 400,000 square feet of hands-on exhibits designed to spark scientific inquiry and creativity. Between the World War II submarine, five-story movie screen, 40-foot tornado, the 727 and more, you might wonder how we fit this much discovery inside one museum.

- Daily capacity is limited and advance tickets are required.
- MSI is open every day except for Thanksgiving and Christmas Day.
- Normal museum hours are 9:30 a.m.-4:00 p.m. with extended hours during select periods throughout the year. For the most up-to-date hours, visit [msichicago.org](https://msichicago.org).
- View our interactive museum map at <https://bit.ly/3NpxoPI>, or pick up a printed map when you arrive.
- We currently accept reservations for groups (capacity is subject to change based on Illinois guidelines).



## FAQs

### Why should I make a group reservation at MSI?

Your group can have access to a dedicated entrance, including easy access for motorcoaches and buses. A representative will meet your group, answer any questions you may have, and get your visit started quickly and smoothly.

### How can I book my group reservation?

You can fill out the online reservation form at <https://bit.ly/3Ct1zzc>. If you are making a reservation with less than two weeks before the visit date, please call us at 773-684-1414 or email at [groupsales@msichicago.org](mailto:groupsales@msichicago.org).

### How many tickets do I need to purchase in order to receive a group discount?

Any group of 15 or more — scouts, social organizations, park district, hobbyists, even huge families — can save money and enjoy custom service by booking and purchasing at least two weeks in advance.

### When is the best time to visit MSI?


With more than 400,000 square feet of exhibit space, as well as a large outdoor campus, MSI is generally very easy to navigate even with a large crowd. However, weekday visitors arriving before 10 a.m. will generally find the fewest crowds.

### What are the museum's hours of operations?

MSI is open from 9:30 a.m. to 4 p.m. seven days a week. The museum is closed on Thanksgiving and Christmas Day. Please check [msichicago.org](https://msichicago.org) for early closures and extended hours.







## Permanent Exhibitions

While it's impossible to see everything in one visit, the Museum of Science and Industry features dozens of exhibits to inspire you and your group, including:



**U-505 Submarine Exhibit  
+ On-board Tour**

The world-famous U-505 is the centerpiece of an unforgettable exhibit. Experience the Battle of the Atlantic, the U-505's capture and more. An optional on-board tour allows you to explore the U-505 from fore to aft. Allow 30 minutes prior to your scheduled tour time to explore the exhibit.

On-board tour requires a separate timed-entry ticket and is not accessible to wheelchairs or strollers.



**Giant Dome Theater**

Enjoy a premium theater experience on our newly renovated five-story, domed wraparound screen. Immerse yourself in the brightest, clearest, and most colorful picture we've ever presented. Travel the globe on a scientific adventure without ever leaving your seat.

A separate timed-entry ticket is required for films.



**Coal Mine**

Descend a mine shaft, take a ride on the Coal Mine train, and learn the evolution of the technology of coal mining in this 30-minute guided walking tour.

Separate timed-entry ticket required. Not accessible to wheelchairs or strollers.

## FAQs

### How do I get to the museum?

The Museum of Science and Industry is located in the beautiful Hyde Park neighborhood, just steps away from Lake Michigan and minutes from downtown Chicago. Take DuSable Lake Shore Drive to the 57th Street exit. See <https://www.msichicago.org/visit/getting-here/> for a detailed map.

### Where does our group enter the museum?

You will be directed to either our Group Center entrance on the Museum's west side or the Henry Crown Space Center entrance on the building's east side.

### Where can we park?

Convenient motorcoach access is available for drop-off and pick-up of your group. Your reservation materials will confirm your assigned location and provide directions.

While not available at MSI, motorcoach parking is available at the McCormick Place truck marshalling yard, located at 31st Street and DuSable Lake Shore Drive. For more information on motorcoach parking and loading zones in the City of Chicago, please visit [choosechicago.com/articles/view/MOTORCOACH-Information/154/](https://choosechicago.com/articles/view/MOTORCOACH-Information/154/).

Paid automobile parking is available in the museum's underground garage. Oversize and van-accessible parking spaces are all located in the garage's Blue (D) section, where height clearance varies from 8'2" to 7'2" (check signs). There are also accessible parking spaces in all other garage sections, where height clearance is 6'6". Entry from the garage to the Museum is wheelchair accessible.

### Is there a place for our group to eat together?

Lunchrooms require advance reservations. If you have a reserved time, please arrive at your assigned lunchroom 10 minutes before your scheduled time. Lunches are scheduled back to back in 20-minute blocks. Bag lunches will be delivered to your lunchroom. Groups with bag lunches eat in either the Group Center Lunchroom (Lower Level 1) or West Pavilion Lunchroom (Main Level 2). Seating in Museum Kitchen is for customers who have purchased food there.





## Permanent Exhibitions (cont.)


More exhibits to inspire the inventive genius in you.



Investigate the science behind nature's power as you understand the dynamics of a 40-foot tornado, see an avalanche in motion, and more.



The Blue Paradox is a powerful, immersive experience taking you below the ocean's surface to explore the impact plastic pollution has had on our planet's largest ecosystem. The paradox? Our use of plastic in daily life has led modern society to advances and convenience, but also to one of our planet's biggest pollution issues. The problem can be overcome, but it will first take our awareness and then our resolution to take action.



Witness how humankind has flown, soared, sped, and chugged throughout the years with this awe-inspiring collection of planes, trains, and automobiles. Don't miss The Great Train Story's 20 trains on a cross-country journey.



## Limited Offerings

These experiences are only here for a limited time. Check the date(s) and add them to your visit!




Travel back in time to the city forever preserved in Pompeii: The Exhibition. Pompeii, a Roman city destroyed by nature more than 1,900 years ago, was preserved in a volcanic time capsule after the catastrophic eruption of Mount Vesuvius. The city, fixed in time, provides a glimpse into what life was like in ancient Rome.

Separate timed-entry ticket required.



The Museum's beloved annual celebration features a four-story, floor-to-dome Grand Tree, surrounded by a forest of more than 50 trees and displays decorated by volunteers to represent the holiday traditions from cultures around the globe. It's the one-of-a-kind experience that brings a whole world of holiday joy under one roof.



Join us overnight for a new and improved Snoozeum experience! Spend the evening exploring the Museum, take part in scavenger hunt and other science activities, take a Coal Mine or U-505 tour, catch a big-screen adventure in the Giant Dome Theater, then curl up next to an iconic exhibit. The Museum is yours for the night!



# Group Planners



TICKET TYPE	MUSEUM ENTRY	U-505 ON-BOARD TOUR, COAL MINE, or GIANT DOME THEATER FILMS	POMPEII: THE EXHIBITION 2/23/2023 – 9/04/2023
Adult (12–64)	\$18.00	\$8.00	\$10.00
Child (3–11)	\$11.00	\$6.00	\$9.00
Senior (65+)	14.00	\$8.00	\$10.00

# Group Lunch Packages

Planning a group visit to the largest science museum in the Western Hemisphere is easy with advanced lunch orders and customizable packages.

## Boxed Lunch

Includes sandwich, chips, fruit, cookie and bottled water.



### Adult | 14 per person

- Garden Salad
- Chicken Caesar Salad
- Veggie Wrap
- Tuna Salad Sandwich
- Ham & Swiss Sandwich
- Smoked Turkey Sandwich
- U-505 Submarine Sandwich

### Kids | 10 per person

Ages 3 – 11

- Hot Dog
- Turkey Sandwich
- Peanut Butter & Jelly

Minimum order is 12. Minimum individual entrée selection is 6. Box lunches delivered to selected location.

## Museum Kitchen Vouchers

Includes choice of one (1) entrée, one (1) side and one (1) beverage for a \$18 value.



### Entrées

Choose One

- Crust Artisan Pizza
- Farmstead Chicken & Burger
- Harvest Handcrafted Sandwiches
- Market Bar Cuisine

### Sides

Choose One

- Any Museum Kitchen Side
- Bag of Chips
- Whole Fruit
- Cookie

### Beverages

Choose One

- Bottled Water
- Fountain Soda
- No Substitution





## Next Steps

### What are the next steps to secure my reservation?

You will receive a confirmation in approximately two to three business days. Your tickets are not reserved until we send you the official confirmation for your group visit. Please review the confirmation upon receipt and make sure the date, time and group count are correct.

### When do I make payments for the group tickets?

Full payment is due 14 days before your visit or your reservation will be canceled. Cancellations made less than 14 days in advance will not be refunded. Please provide your final group count 14 days before your visit; students or chaperones not included in the final count will be charged full-price admission.

### Can I get a refund if I cancel?

A full refund is available if the cancellation is made 14 days prior to the date of the visit. No refunds are available after that time. We don't offer refunds for unused tickets due to illness or last-minute cancellations.

### How do we check-in when we get to the museum?

Upon confirmation of your reservation, entrance instructions will be given to your party. Please bear in mind that while the museum makes every effort to be flexible, timed events (exhibitions, tours, movies etc.) are subject to cancellation if your group is late.

### What if we ordered a meal?

At your designated meal time, proceed to the space indicated on your confirmation. The space, if reserved, is available for 1 hour for meals (unless other arrangements have been made). Last-minute food changes are not guaranteed. All food orders are due 2 weeks prior to your visit and a cancellation within 48 hours incurs full payment.

### How do we enter a special exhibition?

The entire group can check in at once for an upsell experience or Giant Dome Theater under one QR code

### What do we do if we have Giant Dome Theater tickets?

The entire group can check in at once for an upsell experience or Giant Dome Theater under one QR code

### Any suggestions for nearby lodging?

MSI has partnerships with Hyatt Regency South Loop and SOPHY Hotel Hyde Park. Please visit the "Visiting Chicago" page on our website at <https://bit.ly/43KgL78>.

## Contact Us

We're here to help!

Museum Hours:

Visit here for current times:

<https://www.msichicago.org/visit/museum-hours/>

Call Center Hours:

9:30 AM – 4:00 PM 7 Days a Week

Phone:

773-684-1414

Email:

[groupsales@msichicago.org](mailto:groupsales@msichicago.org)

Museum of Science and Industry | 5700 S. DuSable Lake Shore Dr. | Chicago, IL 60637







5700 S. DuSable Lake Shore Drive | Chicago, IL 60637 | [msichicago.org](https://msichicago.org)

The Museum of Science and Industry gratefully acknowledges the support  
of the Chicago Park District on behalf of the citizens of Chicago.