



# hello

## NEW AT GRIFFIN MSI

### Christmas Around the World and Holidays of Light: November 16 – January 6, 2025

Enjoy Chicago's longstanding holiday tradition, now in its 82nd year. Our Main Level features more than 50 cultural trees, displays and a majestic Grand Tree in the center of the Rotunda. • Main Level 2

### Black Creativity Juried Art Exhibition Opens January 20, 2025

The nation's longest-running exhibition of African American art features over 100 works by professional and youth artists. • Main Level 2

### Notes to Neurons

*Notes to Neurons* premieres in the new Griffin Studio, taking guests on a journey to discover the power of music in our lives and its ability to connect us to one another. • Main Level 2 • *Free with timed-entry ticket available at the exhibit entrance.*

### The Henry Crown Space Center

From Sputnik to SpaceX, the newly renovated Space Center pays tribute to the past, present and future of space exploration. • Lower Level 1

### The Rotunda Experience Returns January 13, 2025

Activating the Museum's architectural hub, the Rotunda Experience features interactive multimedia and a cinematic show. Sequencing throughout the day, this experience welcomes guests to explore the wonders of science and our common humanity. • Main Level 2

## LIMITED-TIME EXHIBIT

### 007 Science: Inventing the World of James Bond Closes Spring 2025

Discover the ways in which the James Bond moviemakers harness scientific thinking to craft 007's iconic gadgets and vehicles, and how they employ physics, chemistry, engineering and mathematics to create thrilling stunts and action sequences. • Main Level 2 • *Timed-entry ticket required.*



Image courtesy of EON Productions

## CLASSICS

### Baby Chicks

Watch as baby chicks peck out of their shells. • *Farm Tech*, Lower Level 1 • *See Information Desk for viewing schedule.*

### Coal Mine

Descend a mine shaft, take a ride on the Coal Mine train and learn the evolution of the technology of coal mining in this 30-minute guided walking tour. • Main Level 2 • *Timed-entry ticket required. Not accessible to wheelchairs or strollers.*

### Colleen Moore's Fairy Castle

Experience the enchantment of this one-of-a-kind castle that has called the Museum home since 1949. • Lower Level 1

### Interactive Flight and Motion Simulators

Climb aboard and try your skills as a pilot or gunner in the flight simulator or take an exciting virtual trip onboard a six-passenger motion ride experience. • Balcony Level 3 • *Tickets required, available at the simulators. Age, weight and height requirements apply.*

### Numbers in Nature: A Mirror Maze

Navigate a giant mirror maze and discover the mathematical patterns that abound in the natural world. • Main Level 2 • *Free with timed-entry ticket available at the exhibit entrance.*

### Pioneer Zephyr

Explore a new story about one of the fastest trains in the world in a renovated exhibit showcasing its legacy and impact on the future of transportation. • Entry Hall

### Science Storms

Investigate the science behind nature's power as you understand the dynamics of a 40-foot tornado, see an avalanche in motion and more. • Main Level 2

### Transportation Gallery

Witness how humankind has flown, soared, sped and chugged throughout the years with this awe-inspiring collection of planes, trains and automobiles. Don't miss *The Great Train Story's* 20 trains on a cross-country journey. • Main Level 2

### U-505 Submarine Exhibit + On-board Tour

The World-famous U-505 is the centerpiece of an unforgettable exhibit. Experience the Battle of the Atlantic, the U-505's capture and more. An optional on-board tour allows you to explore the U-505 from fore to aft. Allow 30 minutes prior to your scheduled tour time to explore the exhibit. • Lower Level 1 • *On-board tour requires a timed-entry ticket and is not accessible to wheelchairs or strollers.*

### VR Transporter

Be transported to outer space via VR goggles and exciting motion and 4-D effects. • Balcony Level 3 • *Tickets required, available at the transporter. Age, weight, and height requirements apply.*



## MUST-SEE EXHIBIT

### The Blue Paradox

This experience explores the impact plastic pollution has on our ocean ecosystems and the planet. Through mind-blowing visuals, provocative data, and emotional storytelling, *The Blue Paradox* makes the ocean plastics crisis—and the collective actions needed to address it—relevant and relatable. • Main Level 2 • *Free with timed-entry ticket available at the exhibit entrance.*

## GIANT DOME THEATER

Enjoy a premium theater experience on our five-story, domed wraparound screen. Immerse yourself in the brightest, clearest and most colorful picture we've ever presented. Travel the globe on a scientific adventure without ever leaving your seat. For today's current films and showtimes, please visit a ticket counter or scan this QR code. • Lower Level 1 • *Timed-entry ticket is required for films.*



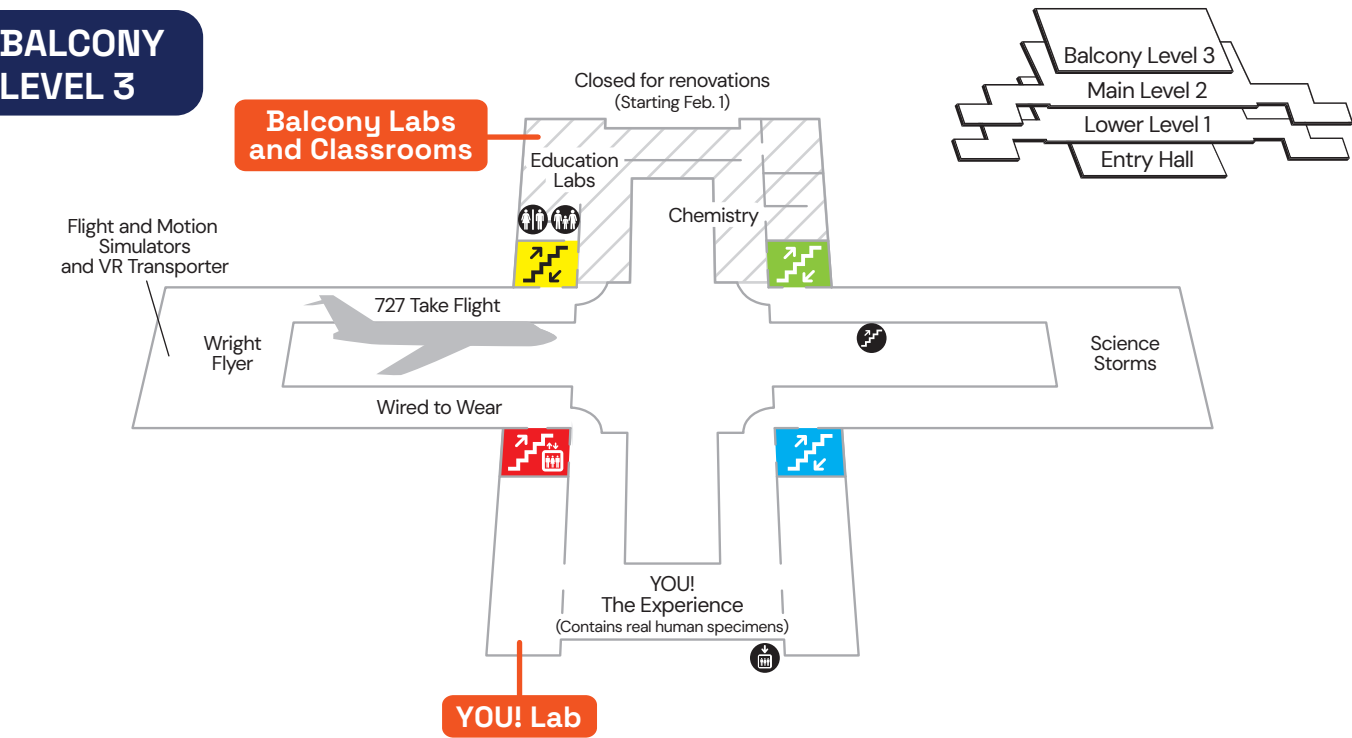
## SCIENCE EXPERIENCES

### Live Science

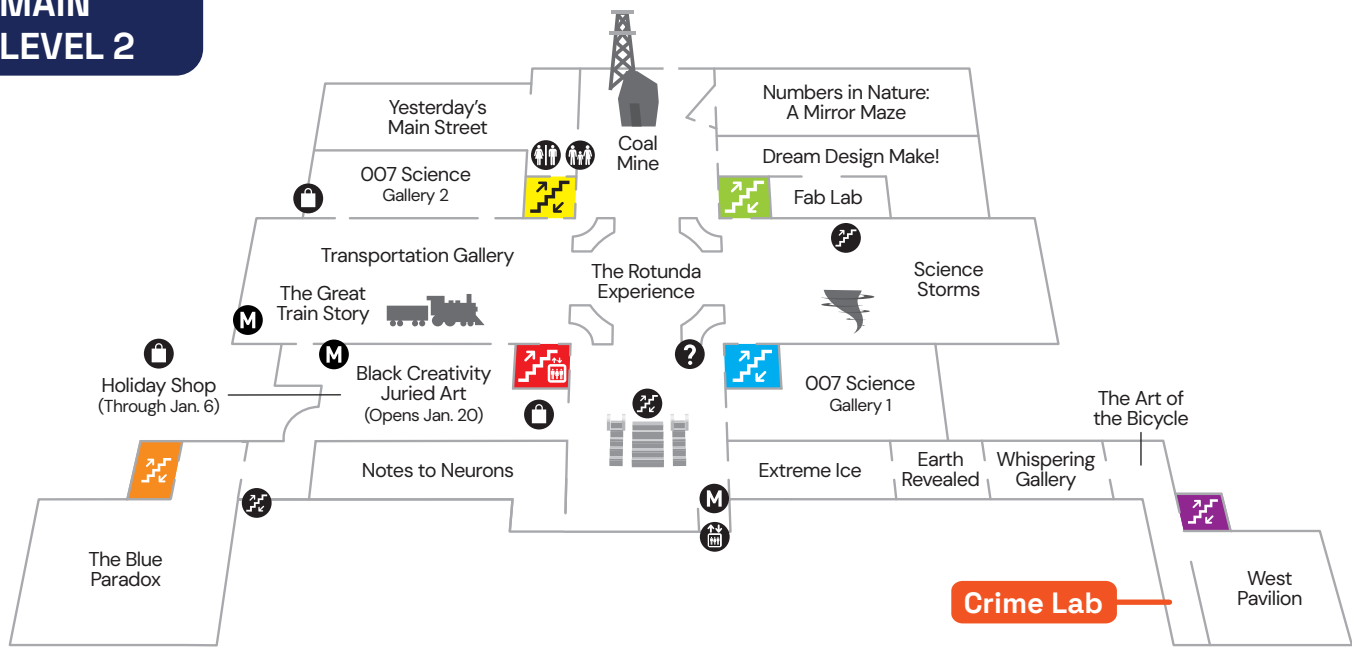
Discover interactive science moments throughout the Museum. Investigate the conditions needed to form a vortex, learn how the Tesla coil fires and more. Visit the Information Desk to see what's offered. • Main Level 2



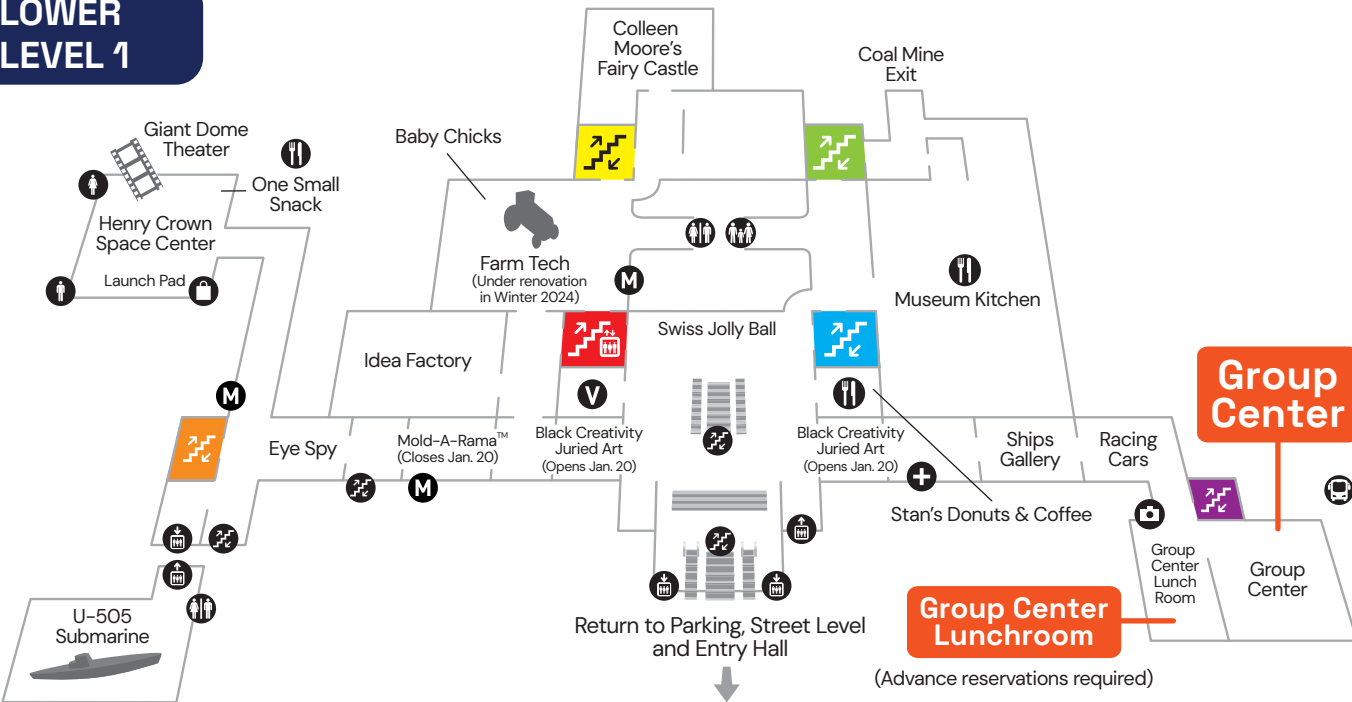
BALCONY LEVEL 3



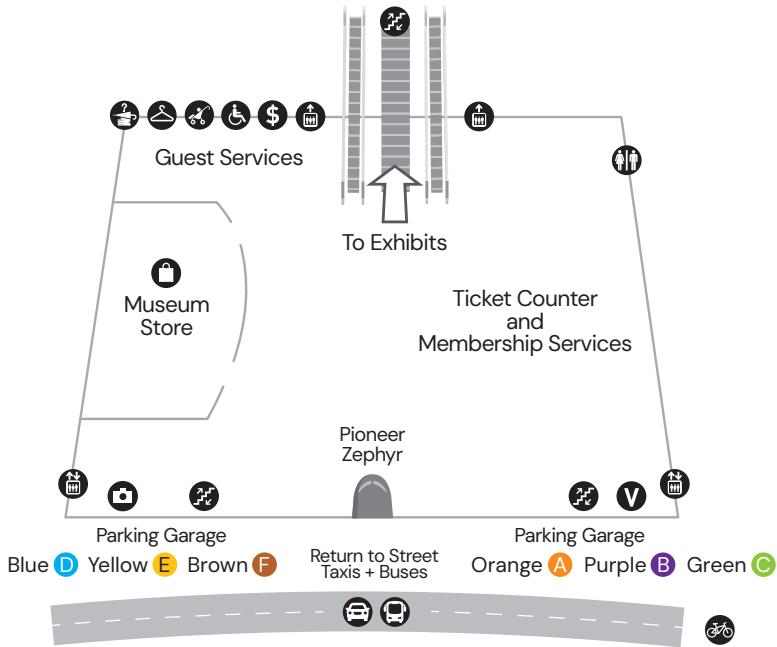
MAIN LEVEL 2



LOWER LEVEL 1



ENTRY HALL



GROUP INFORMATION

Group Center Arrivals

Groups enter and leave through the Group Center, located on Lower Level 1 near the purple stairs. We will store lunches in the Group Center upon arrival, space permitting.

Lunch

Lunchrooms require advance reservations. If you have a reserved time, please arrive at your assigned lunchroom 10 minutes before your scheduled time. Lunches are scheduled back to back in 20-minute blocks. Bag lunches will be delivered to your lunchroom. Groups with bag lunches eat in either the Group Center Lunchroom (Lower Level 1) or West Pavilion Lunchroom (Main Level 2). Seating in Museum Kitchen is for customers who have purchased food there.

Bus Departure

Buses leave from the Group Center. Return to the Group Center before your scheduled time to ensure an on-time departure.

Giant Dome Theater and Ticked Exhibits

Please arrive early at the Giant Dome Theater or any ticketed exhibits or experiences.

Learning Labs

Advance reservations required. Lab Locations are listed below.

- Balcony Labs, Balcony Level 3
- Crime Lab, Main Level 2
- Balcony Classroom 1, Balcony Level 3
- You! Lab, Balcony Level 3

AMENITIES

Dining

Find a variety of food choices for everyone! Scan the QR code to see today's fresh options. Help us maintain our exhibits by eating and drinking in designated areas only.



**Museum Kitchen:** Offers house-made lunch options including pizza, sandwiches and salads. Closes 90 minutes prior to Museum closing.

**Stan's Donuts:** Proudly serving Big Shoulders coffee, Stan's featured donuts, milkshakes and other snack and lunch options. Closes 1 hour prior to Museum closing.

**One Small Snack:** Open select days offering quick bites, coffee and smoothies. Hours may vary.

Shopping

Shop in the Museum Store in Entry Hall for curated STEM-themed toys, gizmos and souvenirs. Launch Pad, located in the Henry Crown Space Center, offers unique space-inspired products. Our seasonal Holiday Shop features ornaments and gifts representing cultural traditions from around the world.

First Aid

Notify any uniformed Museum staff member if you need assistance.

Lost and Found

Lost and Found is located at the Guest Services counter in Entry Hall. (773) 684-9844 ext. 6862 or coatcheck@msichicago.org

Child Care Room

Griffin MSI welcomes caregivers to nurse and/or feed their child in any public space. If you prefer a semi-private space, one is available in the Idea Factory on Lower Level 1.



Our Commitment

The Museum has an unwavering commitment to diversity and inclusion. We value and respect our diverse guests, volunteers, and staff and expect the same from our guests. Use of inappropriate language and/or behavior will not be tolerated. It may result in removal from the Museum with no refund.

Support Griffin MSI

Griffin MSI is a non-profit organization and one-third of our operating support comes from charitable gifts. Please support our work to transform lives through the power of science. Visit [msichicago.org/donate](https://msichicago.org/donate).

One of Chicago's Museums in the Park

The Kenneth C. Griffin Museum of Science and Industry gratefully acknowledges the support of the Chicago Park District on behalf of the citizens of Chicago.



LEGEND

