

NAME

1

# PATTERNS

## Museum Exploration Guide

### INSTRUCTIONS

Print to "actual size," cut pages, assemble in numerical order and staple to form a booklet. Use your guide to complete the Patterns worksheet after your field trip.

## Use Your Senses

3

We recognize patterns using our senses. We can hear, see, touch and smell patterns! Choose one of your senses other than sight and find a pattern in the Museum using that sense.

WHAT SENSE DID YOU CHOOSE TO USE?

What did you discover?

WE USE  
PATTERNS  
TO MAKE  
"SENSE" OF  
THE WORLD  
AROUND US!

## What is a Pattern?

2

A pattern is something that repeats, meaning it happens over and over again. Find a pattern in the Museum and draw it.

What interests you about this pattern?

## Types of Patterns

4

Patterns come in all shapes, sizes, sounds and textures.

Find and describe a pattern in the Museum that surprises you.

**HINT:** Patterns can be stripes, spirals, beeps, waves – and much more!

FIND AND DESCRIBE A PATTERN IN THE MUSEUM THAT SURPRISES YOU



What surprises you about this pattern?

# Objects

A pattern can be in or on an object, such as inch marks on a ruler or veins in a leaf.

Find and draw an object in the Museum that has a pattern.

**THE OBJECT I CHOSE IS:**

5



# Actions

Patterns can be found in an action, like a bus route or the daily sunrise.

**Describe an action pattern you notice somewhere in the Museum.**

---



---



---



---



---



---





6



# Patterns in Nature

A pattern can happen naturally, like petals on a flower, bubbles and our DNA.

Find and draw a pattern in the Museum that is found in nature.






7

# Inspired Patterns

Things we make are inspired by nature. A spiral staircase or computer chip might use a pattern from nature.

Design a pattern from your imagination. Get creative!

8